Unit code: Ht40 47
Unit Title: Observational Drawing

NAWAL

NASSER QADDOUMI

Topic: Coastal Environment
Assessor: Ar. Vigisha Gopalakrishnan



Objective:

DRAW 6 DIFFERENT ITEMS OR LIVING THINGS.
THEY MUST BE FOUND IN A COASTAL AREA.



ITEMS/LIVING THINGS THAT I WILL DRAW



1. Sea Turtle



3. Starfish



6. Conch Shell

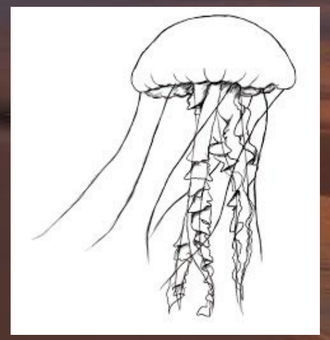

5. Jellyfish



4. Sea Horse

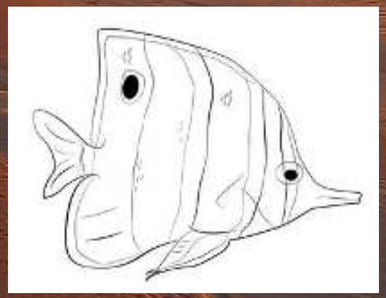

2. Butterfly Fish

Objective:

EACH PHOTO NEEDS TO BE DRAWN OUT IN DIFFERENT TYPES OF MEDIUMS. – I CHOSE TO DO 3 MEDIUMS FOR EACH DRAWINGS.



Watercolour



Coloured Pencils



Crayons

Doodling



Hatch



Stippling



*Types of lines used:





* Watercolors
* Cross hatch

Sea horse



* Watercolors
* Stippling
* Linear hatch

Starfish



*Crayons
* Cross hatch

Sea horse



*Crayons
*Stippling

Linear hatch

Starfish



* Crayons
* Cross hatch

Sea horse



*Colored pencils
* Stippling

Linear hatch

Starfish

*Types of lines used:



Experimented with diffent shades of green

Darker shade of green for the inner part

Brown used for the inner shape

Lighter shade used for the outer part

* Watercolors
* Linear hatch

Sea turtle

Experimented with different shades of green

Darker shade of green for the inner part

Brown for the inner shape

Lighter shade used for the outer part

* Crayons
* Linear hatch

Sea turtle

Experimented with different shades of green

Darker shade of green for the inner part

Brown used for the inner shape

Lighter shade used for the outer part

* Colored pencils
* Linear hatch

Sea turtle

curved lines used for the body

light blue for the outer circle

Blue used for the body

used blue for the backside

Blue and yellow are used

* Watercolors
* Doodling

Butterfly fish

light blue for the outer circle

Curved lines used for the body

Blue for the body

used blue for the backside

Blue and yellow are used

* Crayons
* Doodling

Butterfly fish

light blue for the outer circle

Curved lines used for the body

Blue for the body

used blue for the backside

Blue and yellow are used

* Colored pencils
* Doodling

Butterfly fish

* Types of lines used:



Types of lines used:

(((

Experimented with different shades of brown

Darker shade of brown for outer part

Curved lines to show roundness of the object

Lighter shade of brown for inner part



* Watercolors
* Linear hatch

Conch shell

Light blue for outer part

2 shades of pink for inner part to make the image stand out

pink and blue for oral arms

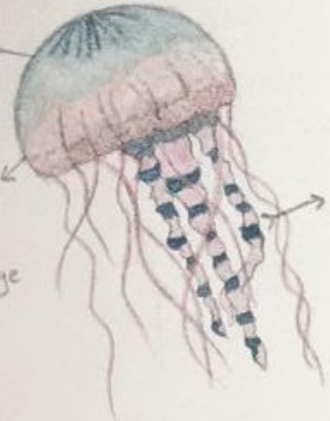

* Watercolors
* Linear hatch
* Doodling

Jellyfish

Experimented with different shades of brown

Darker shade of brown for outer part

Curved lines to show roundness of the object

Lighter shade of brown for inner part



* Crayons
* Linear hatch

Conch shell

Light blue for outer part

2 shades of pink for inner part to make the image stand out

pink and blue for oral arms



* Crayons
* Linear hatch
* Doodling

Jellyfish

Experimented with different shades of brown

Darker shade of brown for outer part

Curved lines to show roundness of the object

Lighter shade of brown for inner part



* Colored pencils
* Linear hatch

Conch shell

Light blue for outer part

2 shades of pink for inner part to make the image stand out

pink and blue for oral arms

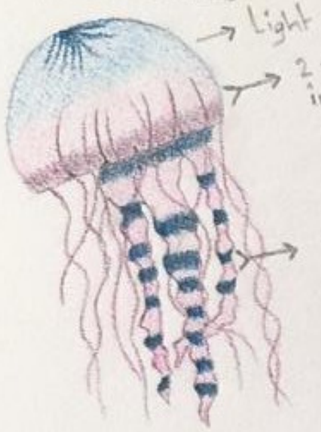

* Colored pencils
* Linear hatch
* Doodling

Jellyfish

Types of lines used:

